

MICRO SWITCH
a Honeywell Division

FED. MFG. CODE 91 929

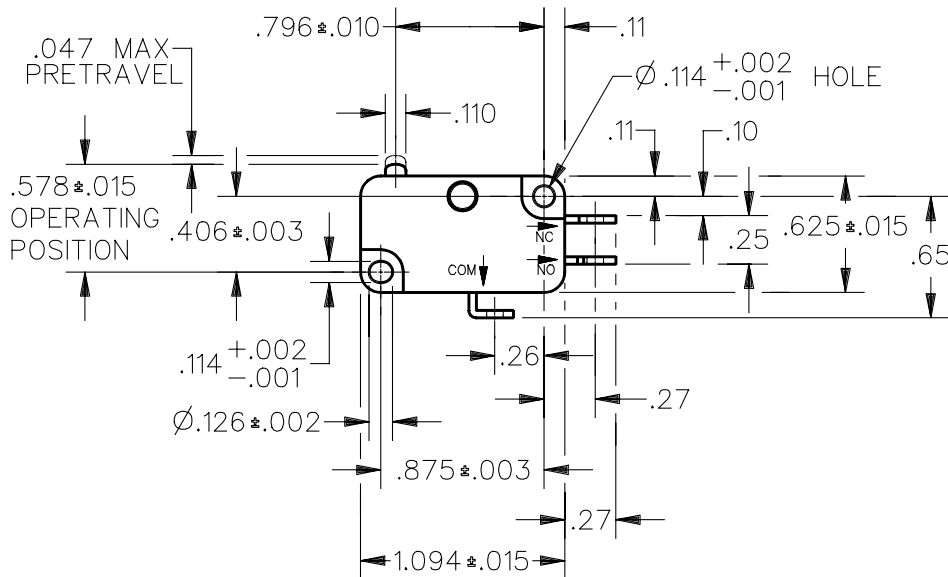
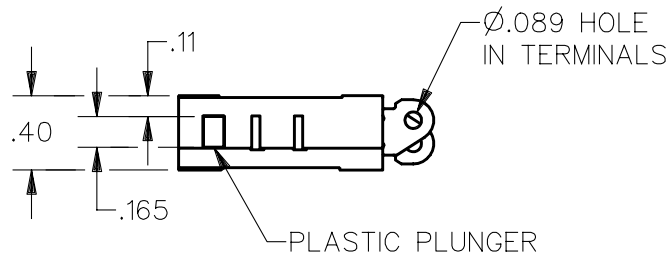
SWITCH - BASIC

CATALOG LISTING

V3-119

CK-B1900

CATALOG LISTING
V3-119
PAGE 1 OF 1
RELEASE NO.
REPLACES
ISSUE
M
13
CHECK

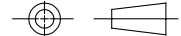


NOTE
1 - TERMINALS ARE PLATED FOR SOLDERING

ANSI Y14.5M-1982 APPLIES

THIS DRAWING COVERS A PROPRIETARY ITEM AND IS THE PROPERTY OF MICRO SWITCH, A DIVISION OF HONEYWELL. THIS DRAWING IS NOT TO BE COPIED OR USED WITHOUT THE APPROVAL OF MICRO SWITCH.

THIRD ANGLE PROJECTION



CHARACTERISTICS	ELECTRICAL DATA	SCALE FULL	DO NOT SCALE PRINT
OPERATING FORCE — — — — 8 OZ MAX	CONTACT ARRANGEMENT S P D T	UNLESS OTHERWISE SPECIFIED TOLERANCES ARE	
RELEASE FORCE — — — — 2 OZ MIN	L156 11A 1/3HP 125, <u>250</u> OR 277 VAC 1/2A 125 VDC, 1/4A 250 VDC 4A 125 VAC "L"	ONE PLACE (.0) ±.030	
DIFFERENTIAL TRAVEL — — — .006-.016		TWO PLACE (.00) ±.015	
OVERTRAVEL — — — — .040 MIN		THREE PLACE (.000) ±.005	
FREE POSITION — — — — .625 MAX		ANGLES ±	
RELEASE TRAVEL — — — — .007 MIN			
		WEIGHT .016 LB	



REVISIONS
A OBS
C082209
CSL
11 NOV 96
D RE-INST
PR22527
DCS
18 DEC 96

DDM/CAD
DRAWN
DCS 18 DEC 96
CHECK